

Galápagos

H1 2017 Results

Webcast presentation | 28 July 2017



Disclaimer

This presentation contains forward-looking statements, including (without limitation) statements concerning the progress of our clinical pipeline, the slides captioned “Filgotinib” “Clinical pipeline” “More triple combinations coming” “6 CF patient studies” “FLORA: topline Q3 ‘17” “Other clinical news flow” and “Outlook”, statements regarding the development of the triple combination therapy CF program, statements regarding the expected timing, design and readouts of ongoing and planned clinical trials (i) with filgotinib in RA, IBD, and other potential indications (ii) in the CF program, (iii) with GLPG1690 in IPF, (iv) with GLPG1972 in OA, (v) with MOR106 in atopic dermatitis, and expectations regarding the commercial potential of our product candidates. When used in this presentation, the words “anticipate,” “believe,” “can,” “could,” “estimate,” “expect,” “intend,” “is designed to,” “may,” “might,” “will,” “plan,” “potential,” “possible,” “predict,” “objective,” “should,” and similar expressions are intended to identify forward-looking statements.

Forward-looking statements involve known and unknown risks, uncertainties and other factors which might cause the actual results, financial condition, performance or achievements of Galapagos, or industry results, to be materially different from any future results, financial conditions, performance or achievements expressed or implied by such forward-looking statements. Among the factors that may result in differences are the inherent uncertainties associated with competitive developments, clinical trial and product development activities, regulatory approval requirements (including that data from the company's development programs may not support registration or further development of its compounds due to safety, efficacy or other reasons), reliance on third parties (including Galapagos' collaboration partners AbbVie, Gilead, Servier and MorphoSys) and estimating the commercial potential of its product candidates. A further list and description of these risks, uncertainties and other risks can be found in Galapagos' Securities and Exchange Commission (“SEC”) filing and reports, including Galapagos' most recent Form 20-F filing for the year ended December 31, 2016, the preliminary prospectus for the offering to which this communication relates, and subsequent reports filed by Galapagos with the SEC. Given these uncertainties, you are advised not to place any undue reliance on such forward-looking statements.

All statements contained herein speak only as of the release date of this document. Galapagos expressly disclaims any obligation to update any statement in this document to reflect any change or future development with respect thereto, any future results, or any change in events, conditions and/or circumstances on which any such statement is based, unless specifically required by law or regulation.

Under no circumstances may any copy of this presentation, if obtained, be retained, copied or transmitted.



H1 2017 Results

- **Operational highlights**

Onno van de Stolpe, CEO

Piet Wigerinck, CSO

- Financial highlights

Bart Filius, CFO

- 2017 Outlook

Onno van de Stolpe



H1 2017: Solid R&D progress

- Filgotinib: consistent results with DARWIN 3 in RA
- Filgotinib: rollout of multiple Ph 2 studies, more expected
- CF: completion of Ph 1 for components of 1st triple combo
- IPF: orphan status in US for `1690, FLORA completed
- OA: 1st dosing `1972 in US patients, Servier opt-in ex-US
- 3 new PCCs = 7 proprietary development assets
- 30 June cash ~ €1.3 billion
- Hire of Michele Manto as SVP Commercial Operations



Servier opt-in '1972

- Servier
 - worldwide commercial rights, all indications, ex-US
 - obligation to develop in the clinic
- Galapagos
 - €6 million license fee today
 - total collaboration milestones of €290M
 - future GLPG1972 milestones of €200M
 - US commercial rights
 - royalties on ex-US commercial sales

Phase 2 studies being planned



Filgotinib

Unlocking value in inflammatory diseases

Area	Preclinical	Ph 1	Ph 2	Ph 3
RA	Progressing			
UC	Progressing			
CD	Progressing			
Small bowel CD	Progressing			
Fistulizing CD	Progressing			
Sjögren's	Progressing			
Ank. spon.	Progressing			
Pso. arthritis	Progressing			
Cutaneous lupus	Progressing			
Uveitis	Progressing			

More PoC studies planned

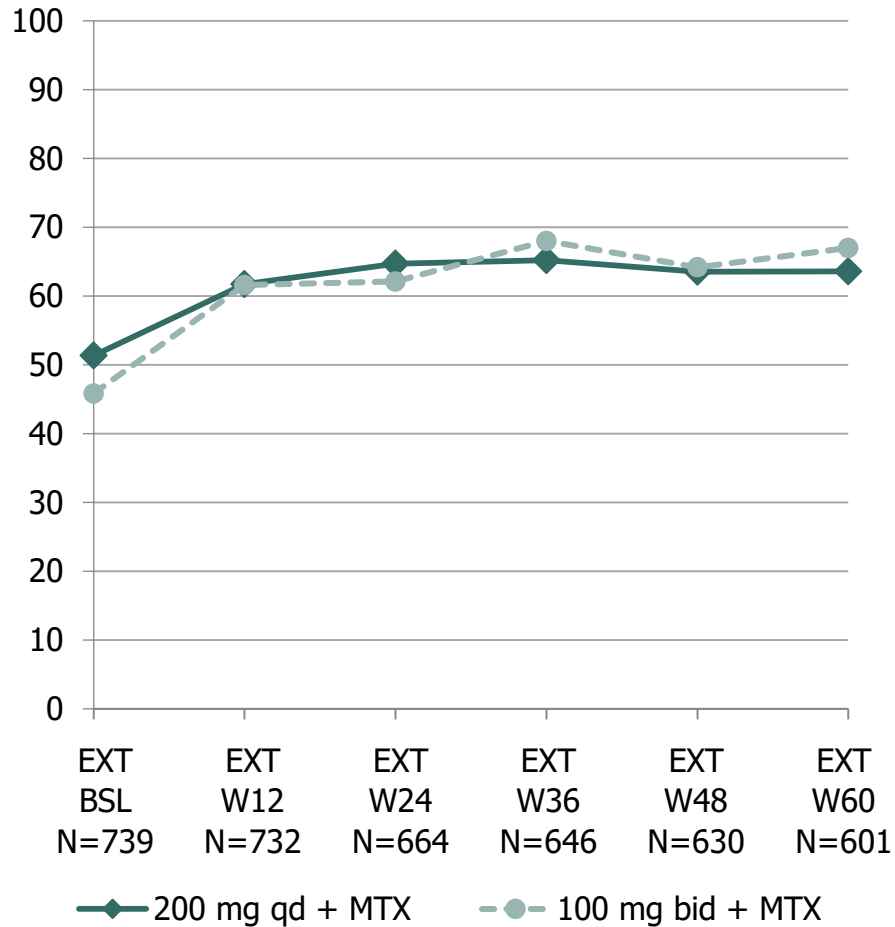


Similar qd vs bid, +MTX vs mono

DARWIN 3, week 60 observed case

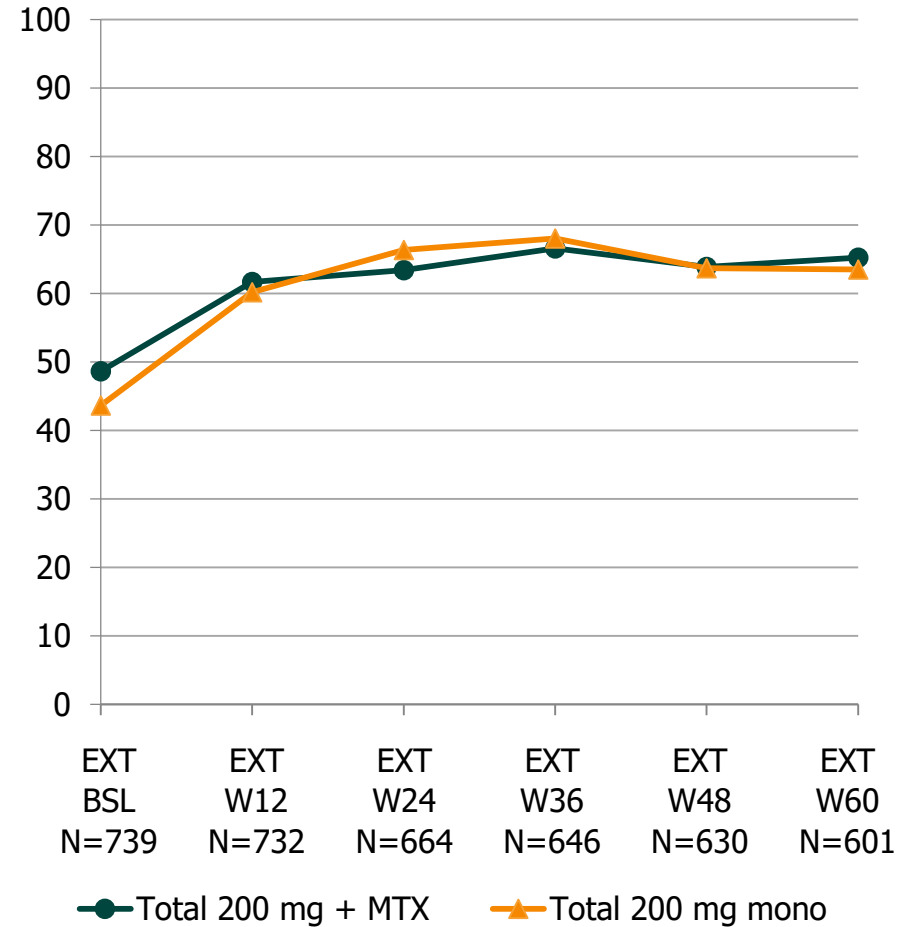
% responders

ACR50: qd vs bid



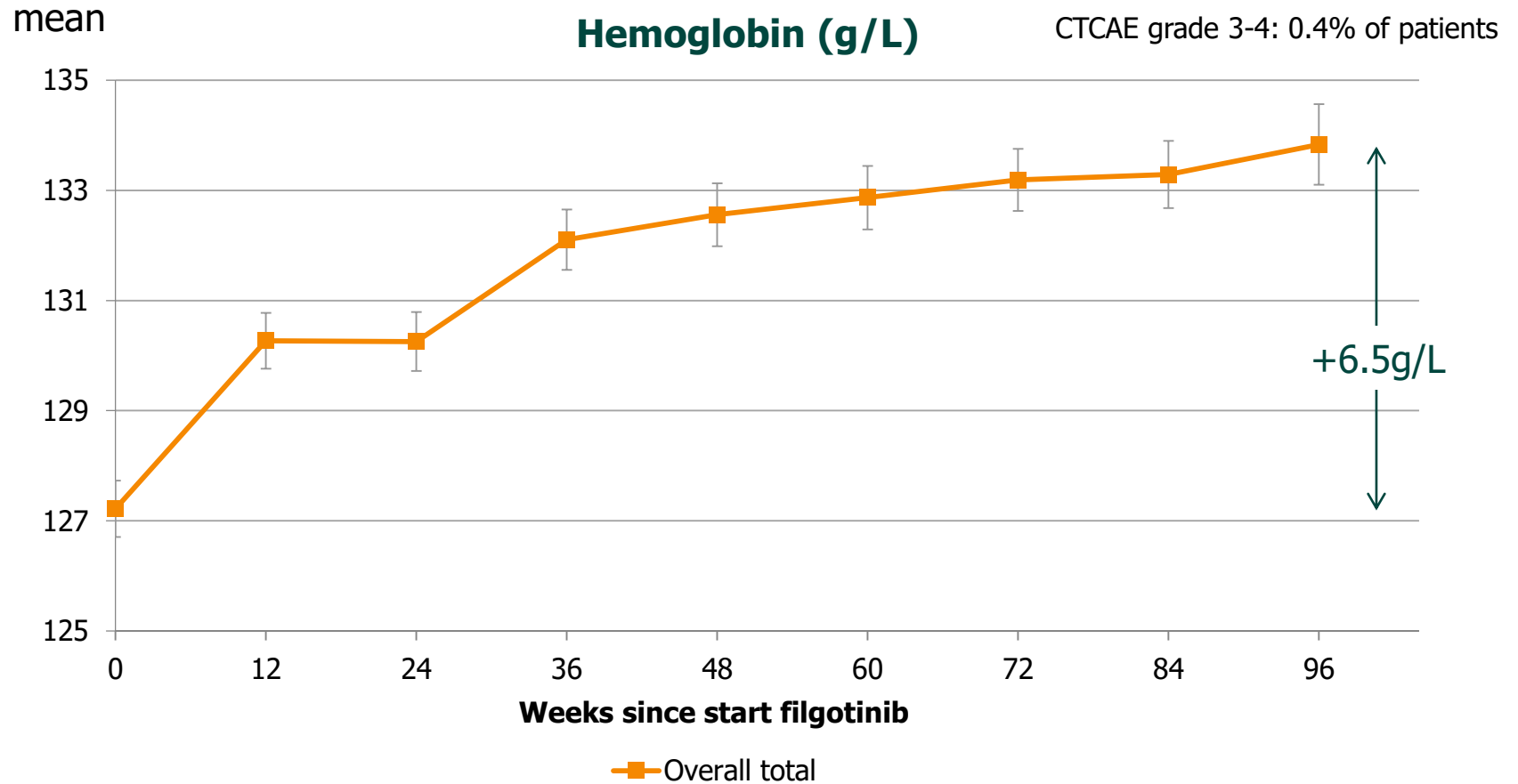
% responders

ACR50: + MTX vs mono





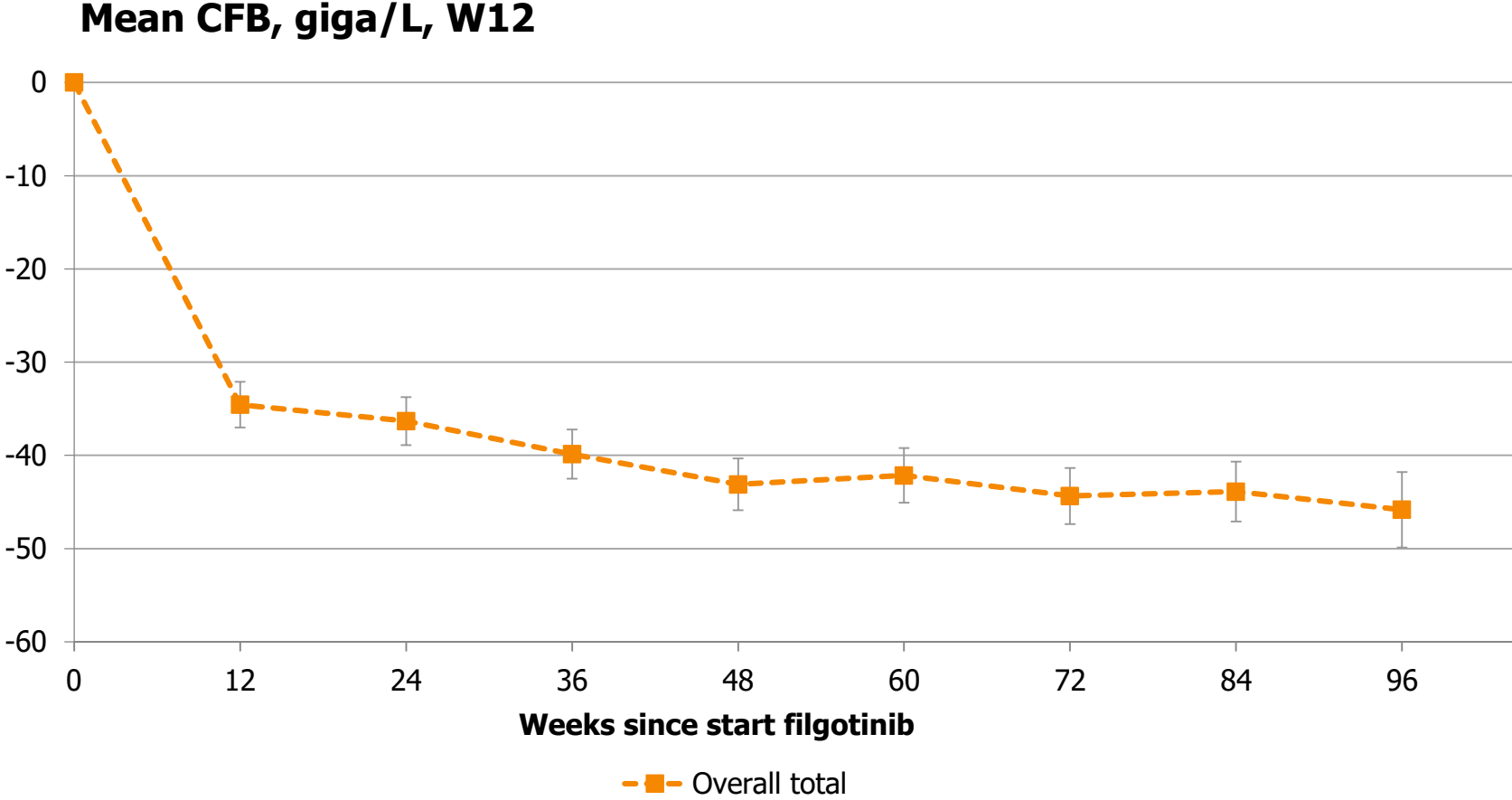
Improved hemoglobin DARWIN 1, 2, and 3 over time





Platelets

DARWIN 1, 2, and 3 over time





Clinical pipeline

Promising pipeline in addition to filgotinib

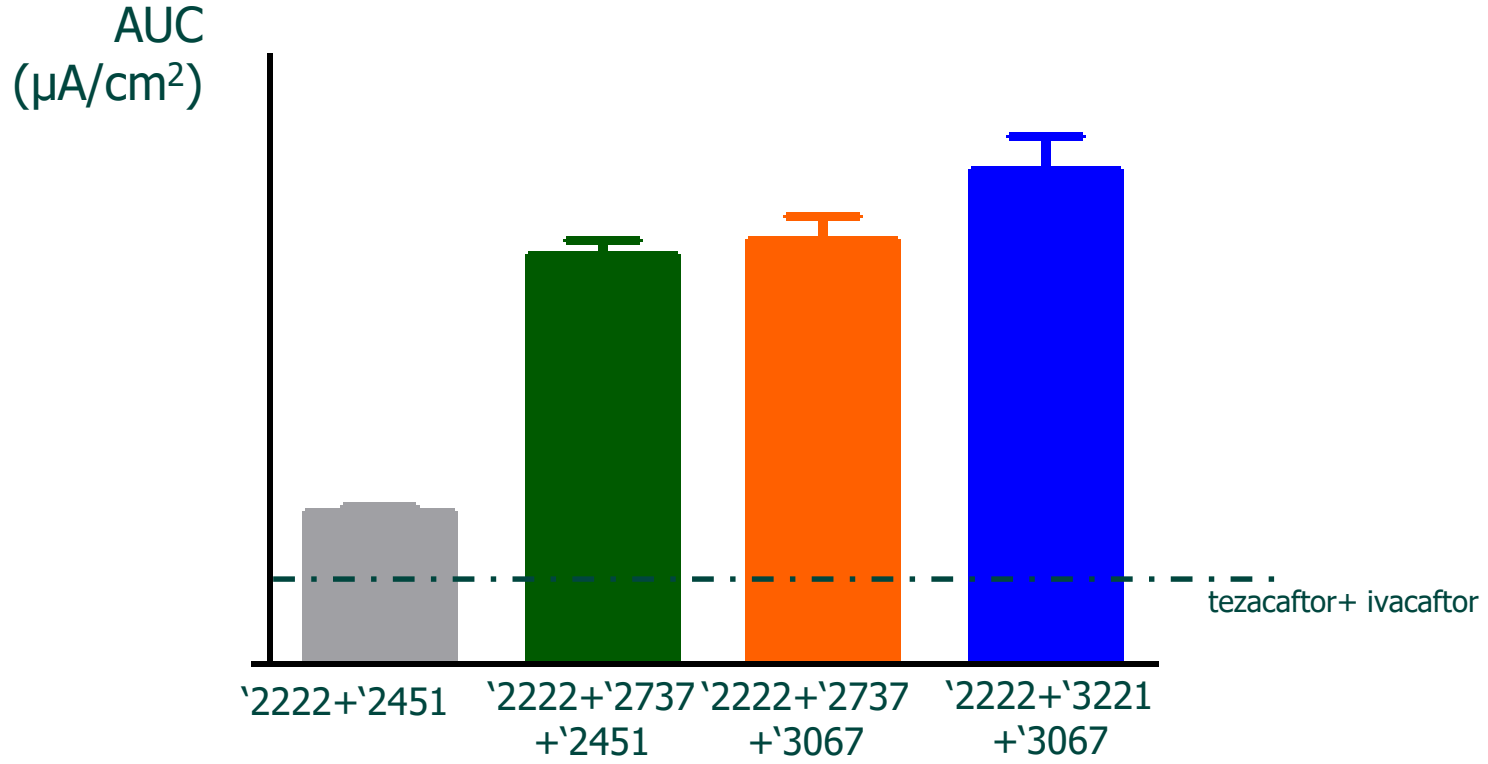
Area	Preclinical	Ph 1	Ph 2	Ph 3
CF	Potentiators '3067	'2451	'1837	
CF	C1 '2851	C1	'2222	
CF	C2 '3221	C2 '2737		
IPF	'3499	Autotaxin	'1690	
Undisclosed	'2384	GPR84 '1205		
OA	ADAMTS-5	'1972		
Atopic dermatitis	'2534	IL-17C MOR106		
Inflammation	'3121			
Inflammation	'3312			
Pain	'3535			

 partnered



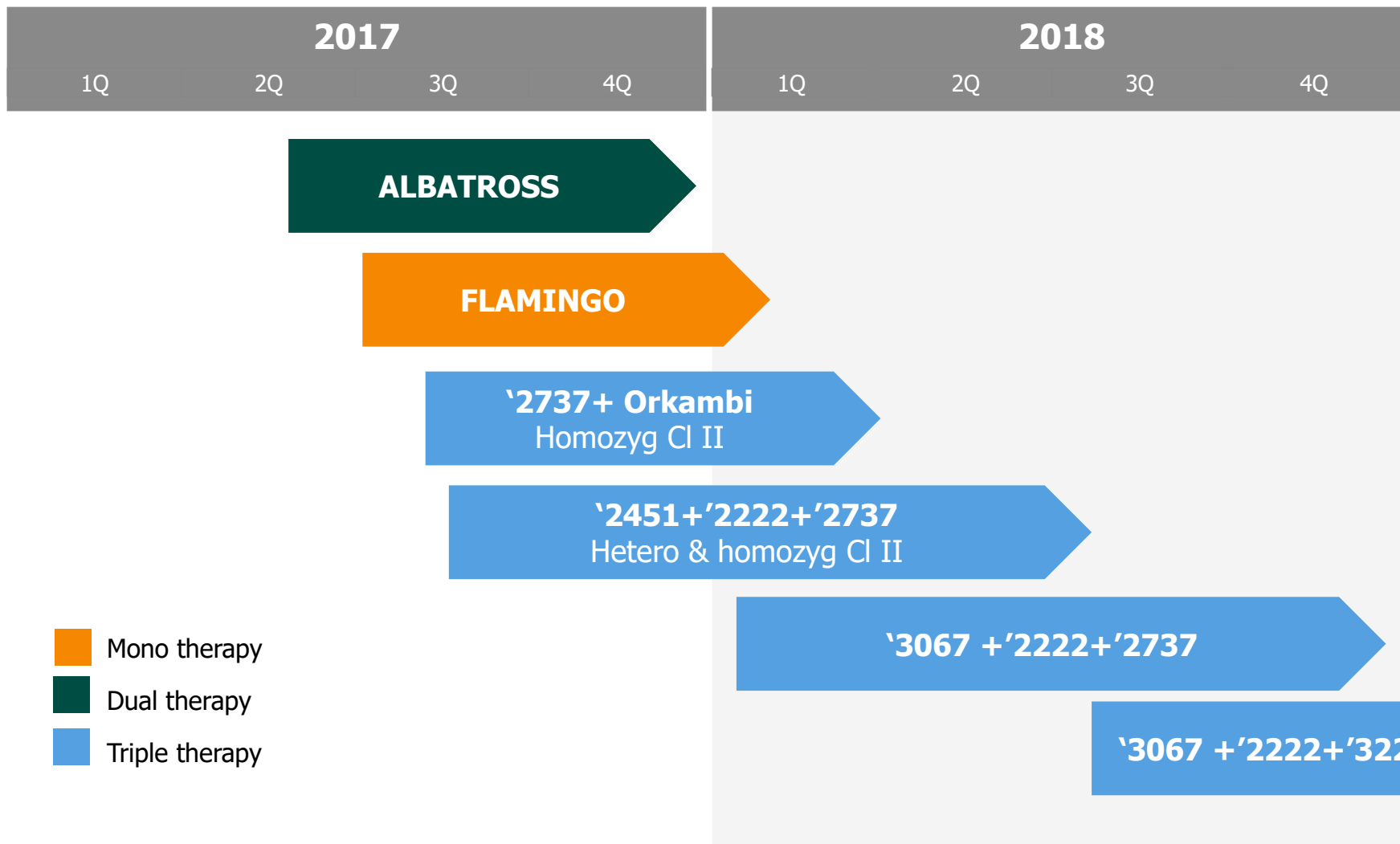
More triple combinations coming

HBE assay with homozygous F508del cells





6 CF patient studies

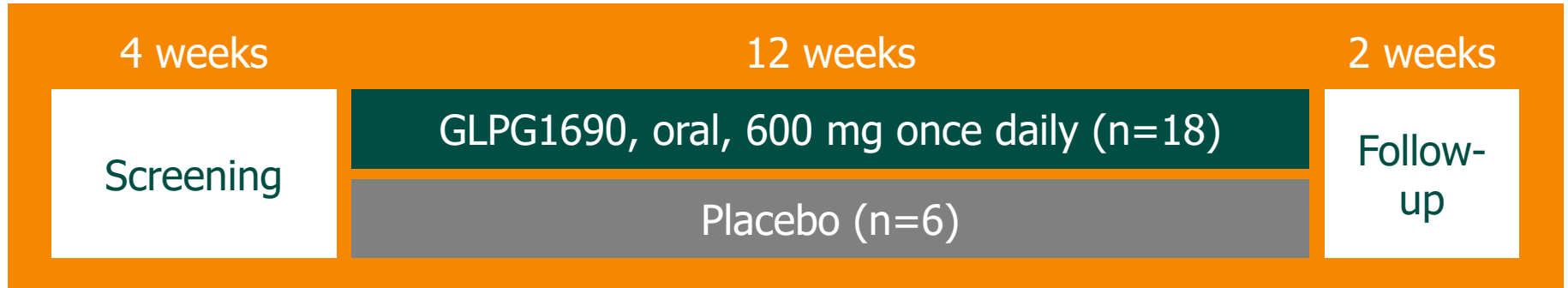


- Mono therapy
- Dual therapy
- Triple therapy



FLORA: topline Q3 '17

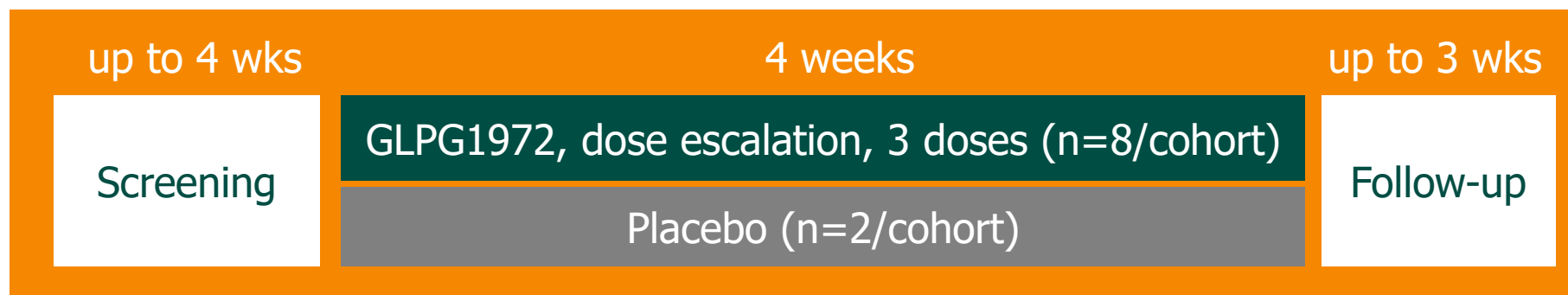
GLPG1690 exploratory Ph2a study in IPF



- IPF patients diagnosed by HRCT/biopsy, centrally confirmed
- No pirfenidone/nintedanib 4 weeks prior to screening
- 17 sites in UK, Italy & Ukraine
- Primary endpoints: safety, tolerability, PK/PD
- Secondary endpoints: FVC, QoL, FRI, serum & BALF biomarkers



'1972 Ph1b study

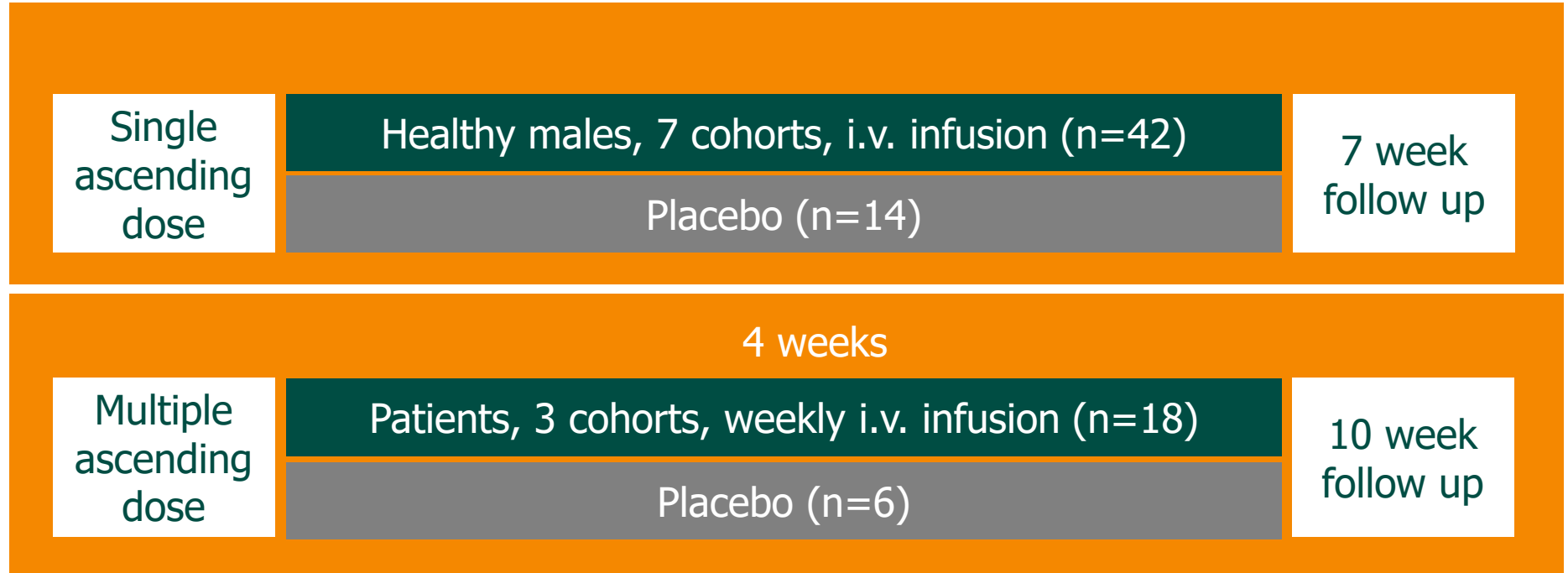


- Patients with hip and/or knee osteoarthritis
 - stratified for age
- Primary objectives: safety/tolerability and PK
- Secondary objective: serum neoepitope ARGS
- Exploratory objective: Western Ontario & McMaster Universities osteoarthritis index
- IND open, first patient already dosed early June 2017
 - expected to be fully recruited by end 2017



MOR106: topline Q3 '17

Ph1b in atopic dermatitis



- Primary & secondary objectives: safety/tolerability and PK
- Exploratory objectives
 - Eczema Area & Severity Index, Scoring Atopic Dermatitis, Investigator Global Assessment
 - Dermatology Quality of Life Index
 - effect on Thymus & Activation-Regulated Chemokine (TARC)



H1 2017 Results

- Operational highlights

Onno van de Stolpe, CEO

Piet Wigerinck, CSO

- **Financial highlights**

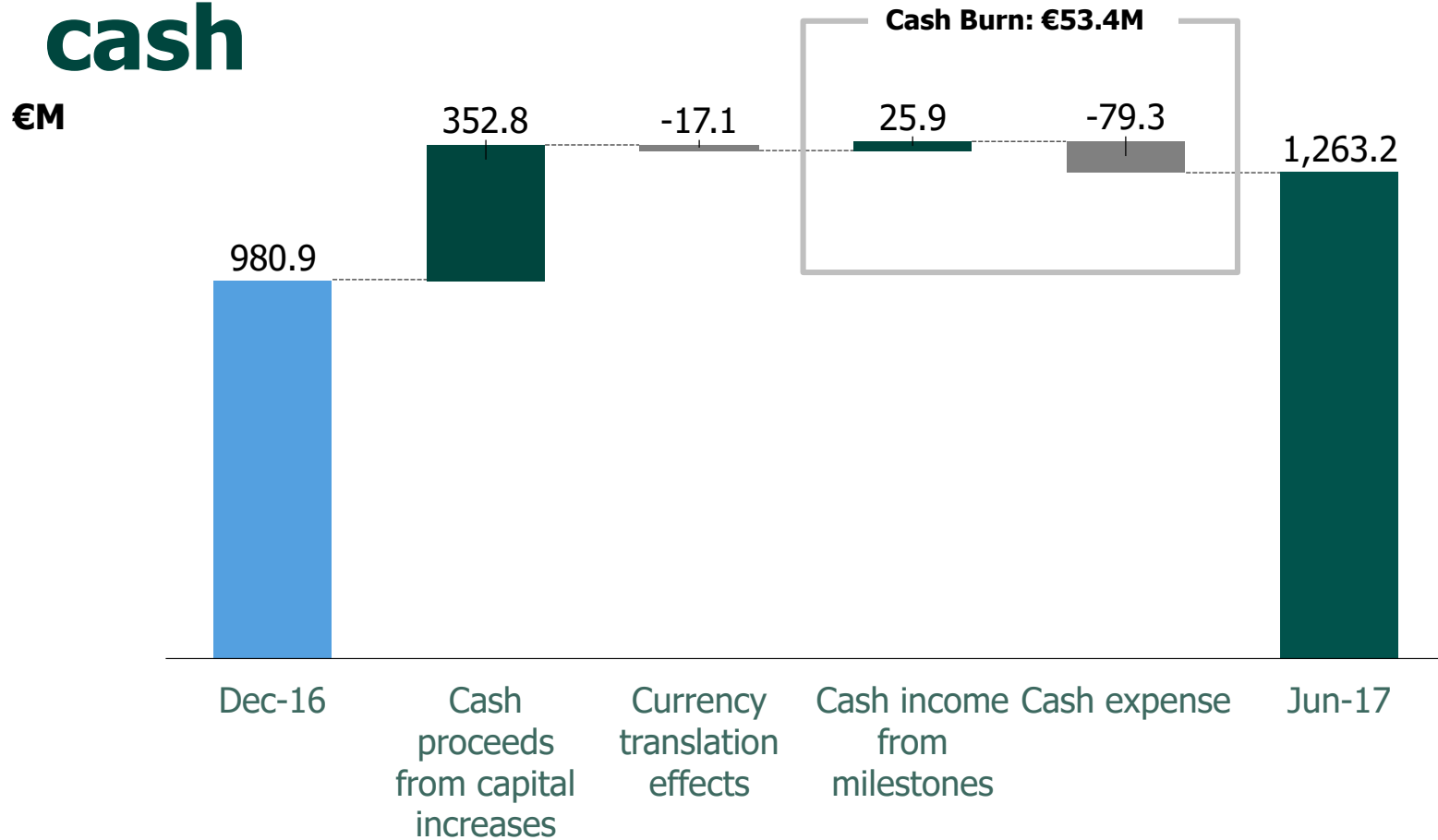
Bart Filius, CFO

- 2017 Outlook

Onno van de Stolpe



Cash, cash equivalents & restricted cash



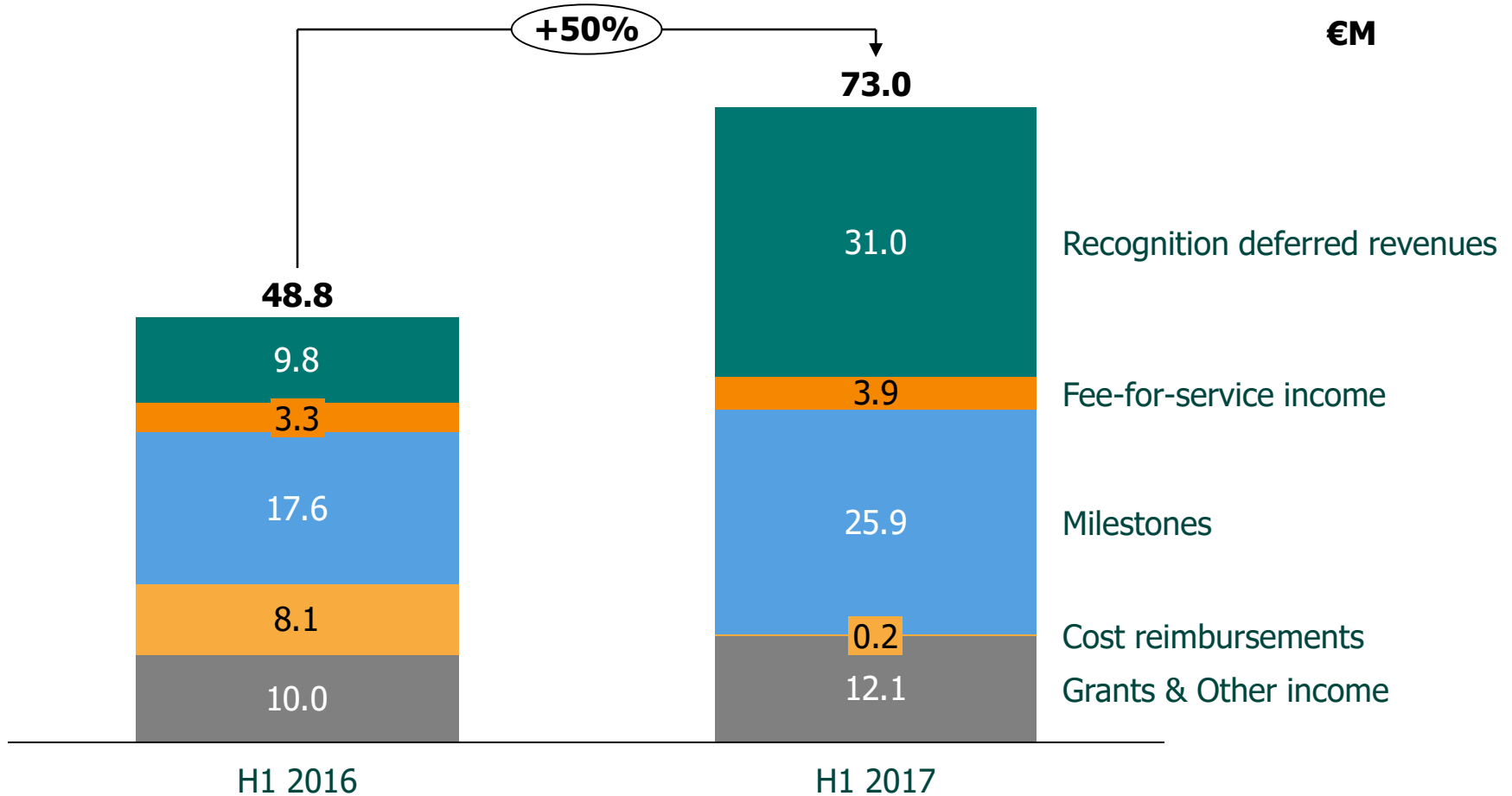
Cash burn of €53M in H1 2017, cash of ≈€1.3B post financing

Notes:

- includes restricted cash of €7.7M in Dec `16 and €1.1 M in Jun`17
- excluding tax receivable from Belgian & French governments of €71.5M in Jun`17



Revenues and other income

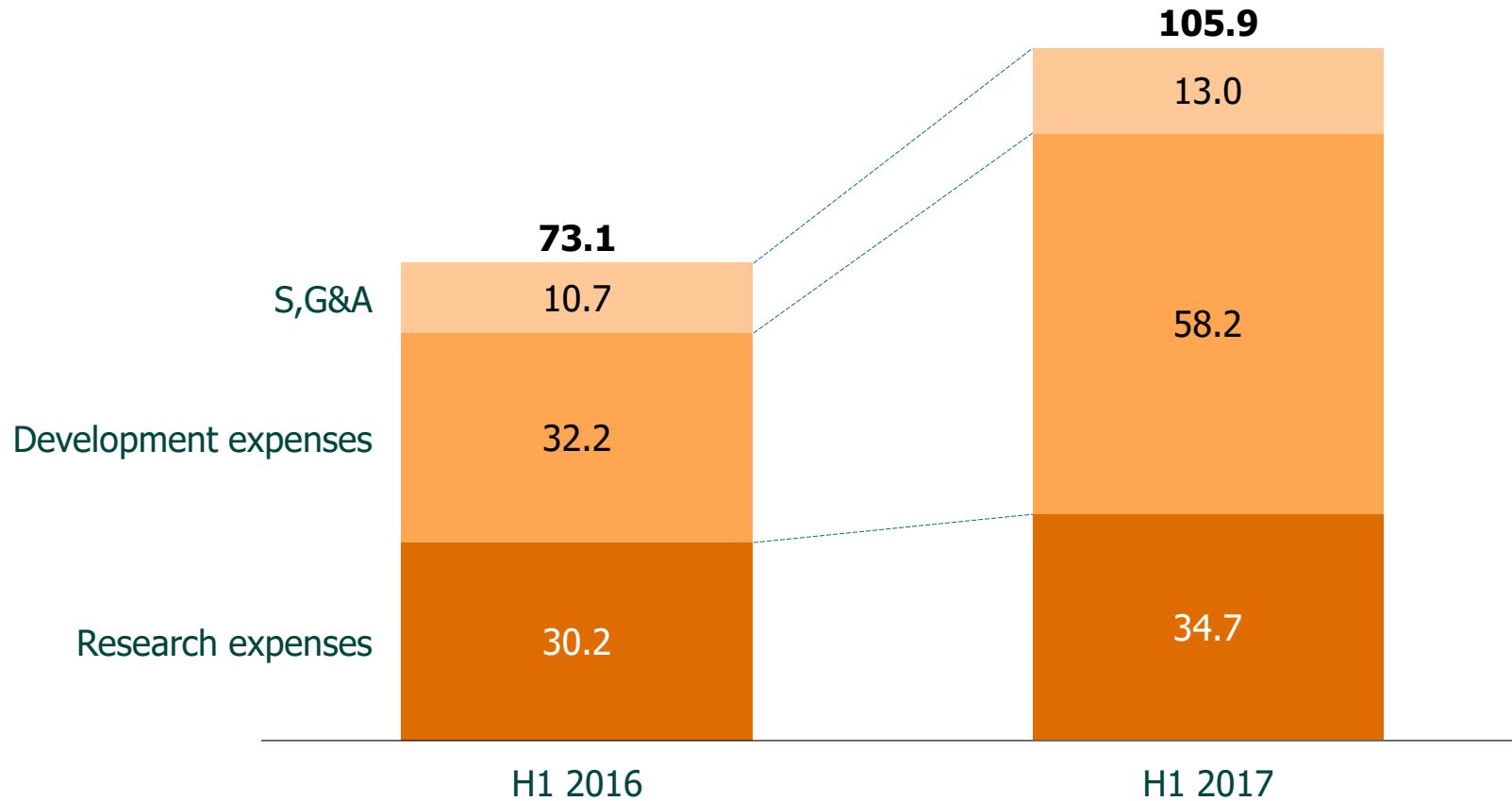


Income increases by 50%, driven by CF alliance and filgotinib



Operating expenses

€M



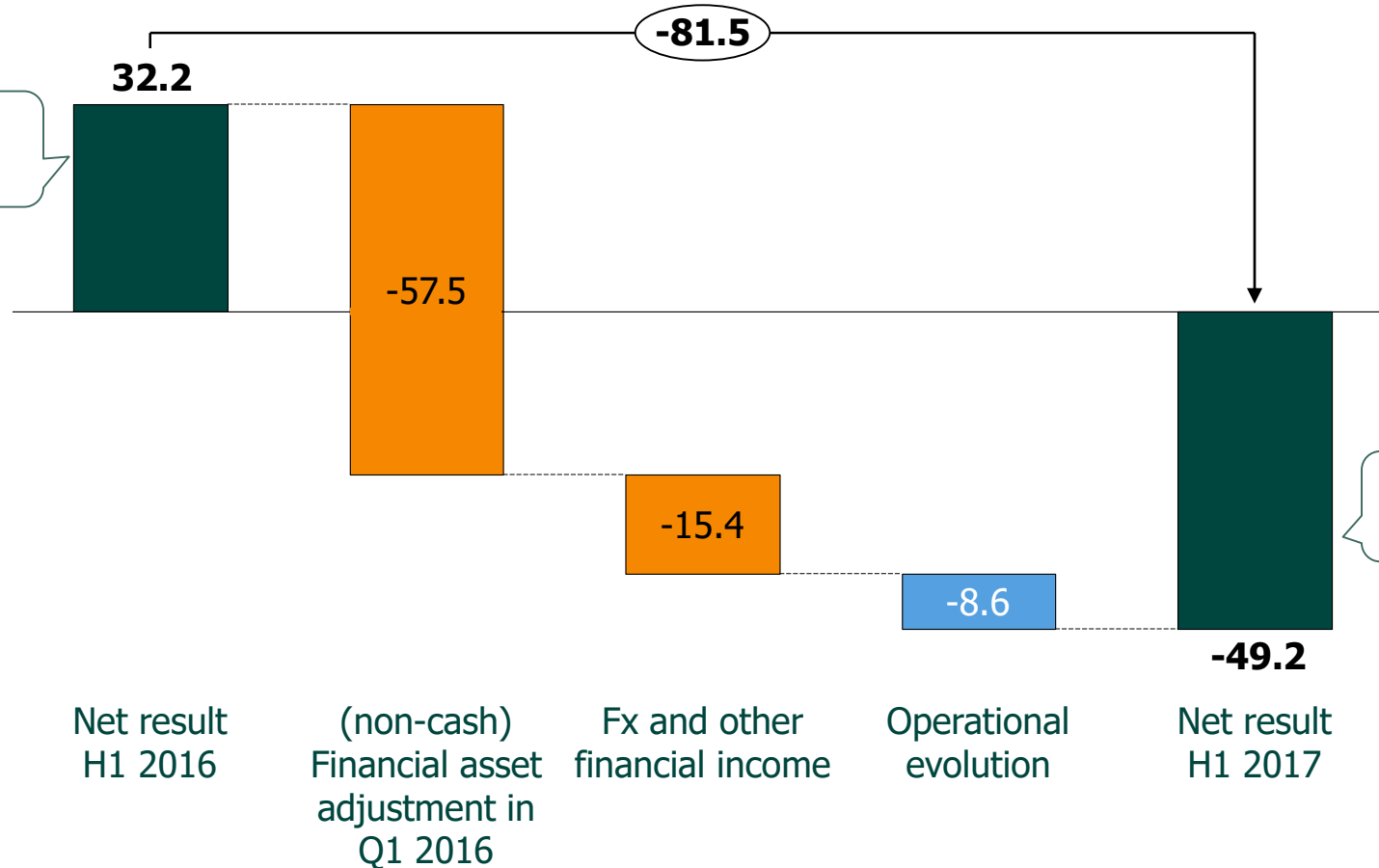
Development expenses increase in filgotinib, CF, and proprietary programs



Net result & earnings per share

€M

H1 2016 EPS
€0.71



H1 2017 EPS
-€1.03

Net loss of €49.2M



H1 2017 Results

- Operational highlights

Onno van de Stolpe, CEO

Piet Wigerinck, CSO

- Financial highlights

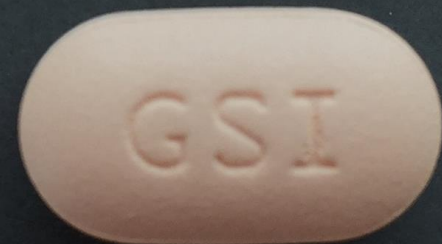
Bart Filius, CFO

- **2017 Outlook**

Onno van de Stolpe

Outlook

- Filgotinib in Ph3
- Growing number of filgotinib Ph2 studies
- CF triple combo in patients
- Patient data in IPF and AtD
- Growing number of proprietary clinical programs
- Building commercial organization
- Solid balance sheet





Q&A

