

Galapagos

Q3 2019 results

Webcast presentation | 25 October 2019



Disclaimer

This presentation contains forward-looking statements, including (without limitation) statements concerning the progress of our clinical pipeline, the statements regarding the global R&D collaboration with Gilead, the amount and timing of potential future milestone, opt-in and/or royalty payments by Gilead, Galapagos' strategic R&D ambitions, "Bringing our innovation to patients", statements regarding the expected timing, design and readouts of ongoing and planned clinical trials (i) with filgotinib in RA, and other potential indications, (ii) with GLPG1690 and GLPG1205 in IPF/fibrosis, (iii) with GLPG1972 in OA, (iv) with MOR106 in atopic dermatitis, (v) Toledo in inflammation and other potential indications, and expectations regarding the commercial potential of our product candidates and our investment in our commercial capabilities. When used in this presentation, the words "anticipate," "believe," "can," "could," "estimate," "expect," "intend," "is designed to," "may," "might," "will," "plan," "potential," "possible," "predict," "objective," "should," and similar expressions are intended to identify forward-looking statements.

Forward-looking statements involve known and unknown risks, uncertainties and other factors which might cause the actual results, financial condition, performance or achievements of Galapagos, or industry results, to be materially different from any future results, financial conditions, performance or achievements expressed or implied by such forward-looking statements. Among the factors that may result in differences are the inherent uncertainties associated with competitive developments, clinical trial and product development activities, regulatory approval requirements (including that data from the company's development programs may not support registration or further development of its compounds due to safety, efficacy or other reasons), reliance on third parties (including Galapagos' collaboration partners Gilead, Servier, Novartis and MorphoSys) and estimating the commercial potential of its product candidates. A further list and description of these risks, uncertainties and other risks can be found in Galapagos' U.S. Securities and Exchange Commission ("SEC") filing and reports, including Galapagos' most recent Form 20-F filing and subsequent reports filed by Galapagos with the SEC. Given these uncertainties, you are advised not to place any undue reliance on such forward-looking statements.

All statements contained herein speak only as of the release date of this document. Galapagos expressly disclaims any obligation to update any statement in this document to reflect any change or future development with respect thereto, any future results, or any change in events, conditions and/or circumstances on which any such statement is based, unless specifically required by law or regulation.



Q3 2019 results

Operational highlights

Financials & outlook

Q&A

Onno van de Stolpe, CEO

Bart Filius, COO & CFO

Onno, Bart

Walid Abi-Saab, CMO

Piet Wigerinck, CSO



Gilead collaboration

Unique deal in life sciences

**10 year
collaboration
& standstill**

**\$3.95 B
upfront**
- plus opt-in
fees &
milestones

**\$1.1 B
equity
investment**

**20+%
royalties**
- Galapagos
retains full
European
rights



Additional highlights Q3 2019

filgotinib

- Pre-NDA meeting Gilead with FDA; path to FDA submission in 2019
- Regulatory submissions in Europe & Japan in RA
- Initiation of PENGUIN Ph3 in PsA
- Building commercial organization in 7 EU countries

inflammation

- Started Ph1 trial with `3970 (2nd generation Toledo compound)
- Started Ph1 trial with `3667 (inflammation)

MOR106

- Started Japanese ethnobridging trial (with MorphoSys & Novartis)



Q3 2019 results

Operational highlights

Onno van de Stolpe, CEO

Financials & outlook

Bart Filius, COO & CFO

Q&A

Onno, Bart

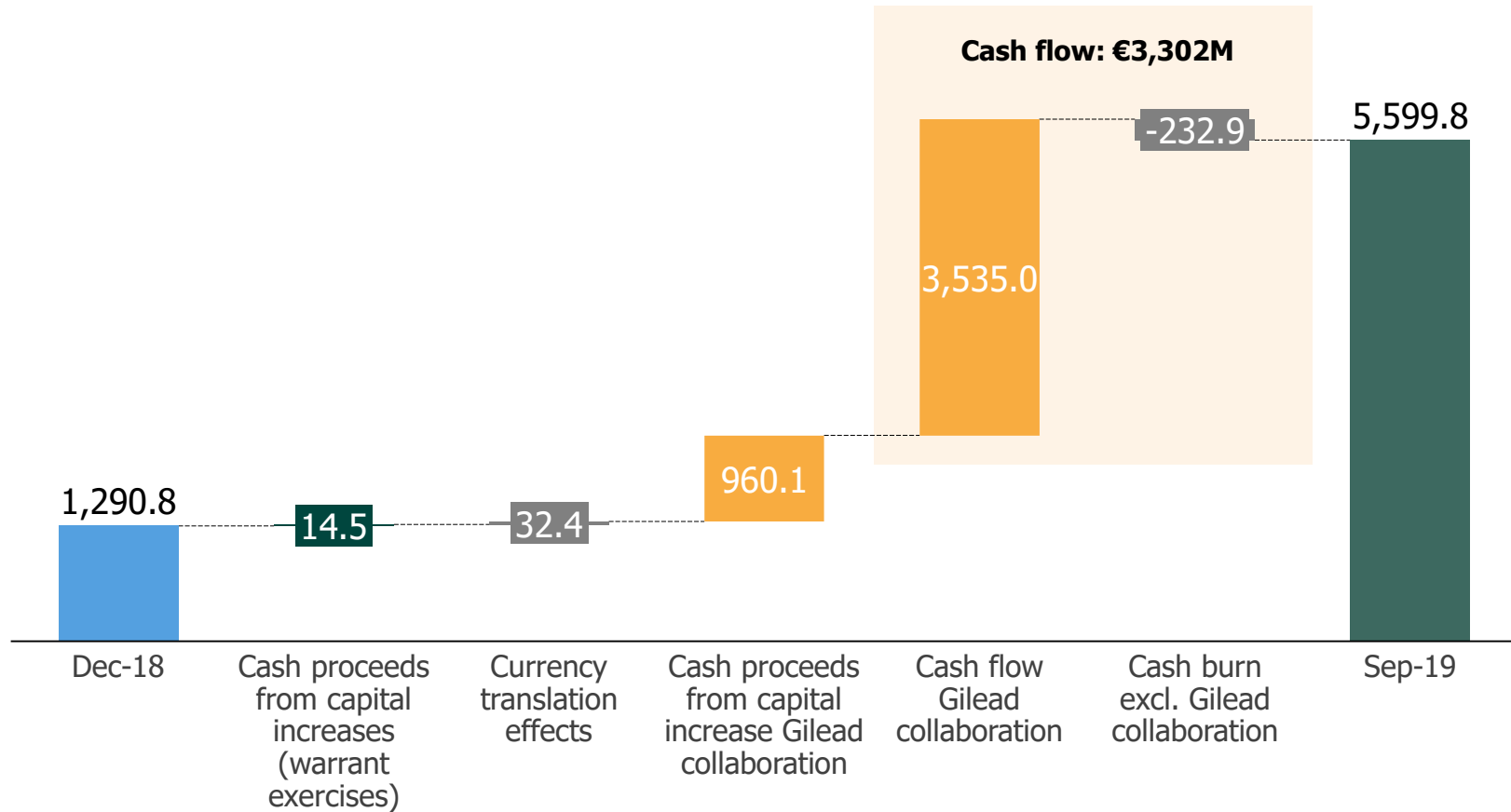
Walid Abi-Saab, CMO

Piet Wigerinck, CSO



Cash & cash equivalents

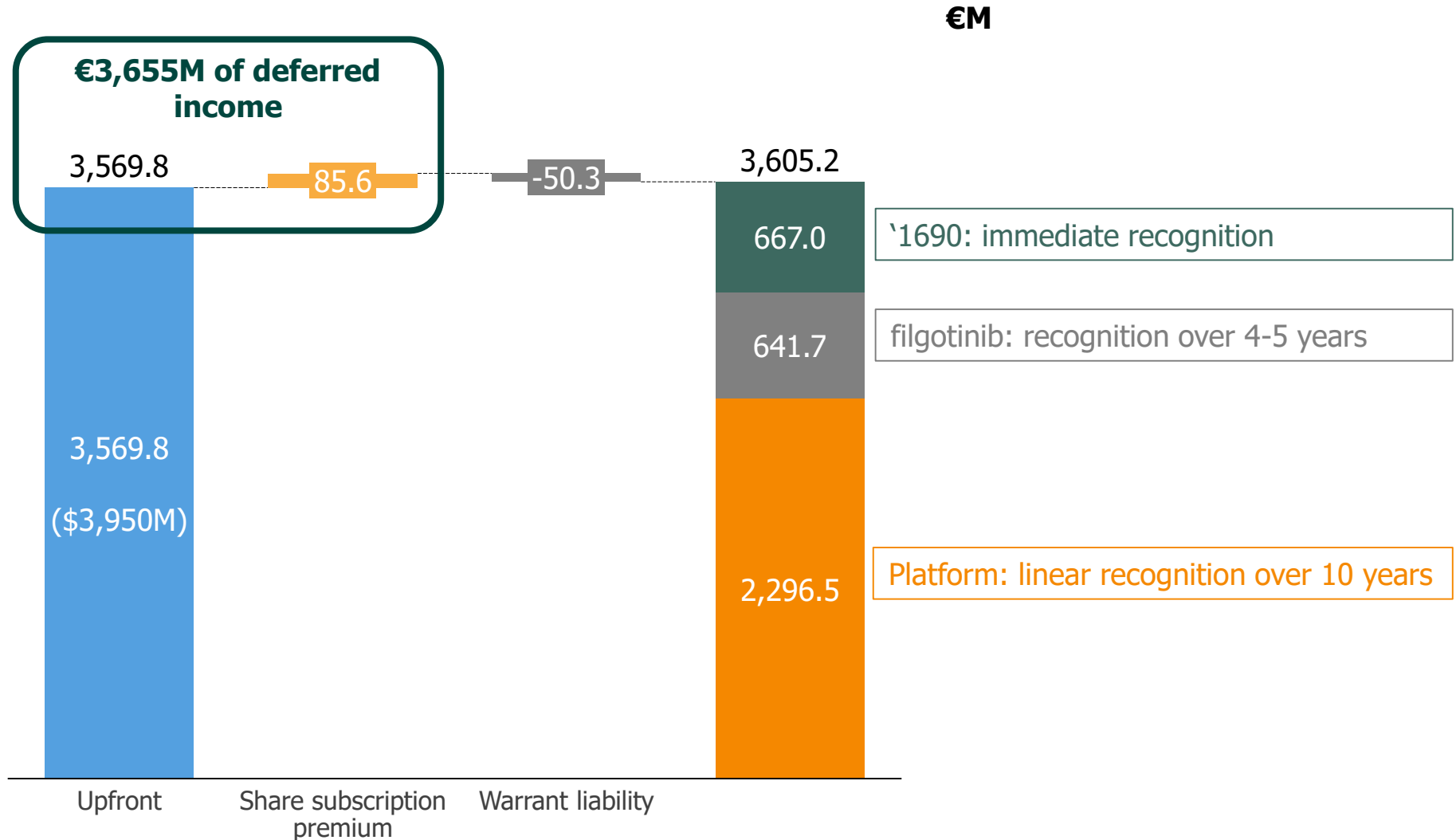
€M



Net proceeds from Gilead collaboration of €4.5B (incl. capital increase),
Cash of ≈€5.6B end of September



Upfront – allocation transaction price





Impact Gilead collaboration YTD Q3 2019

P&L line item	Excl. Gilead collaboration	Gilead collaboration	Incl. Gilead collaboration
Revenues & other income	€156.1M	€596.4M	€752.5M
Operating expenses	-€330.4M	-€29.0M	-€359.4M
Financial result	€15.9M	-€160.3M	-€144.4M
Income taxes	-€0.2M	€16.9M	€16.7M
Net result	-€158.7M	€424.0M	€265.3M

€0.6B revenues from the collaboration recognized,
€3.1B deferred income remaining

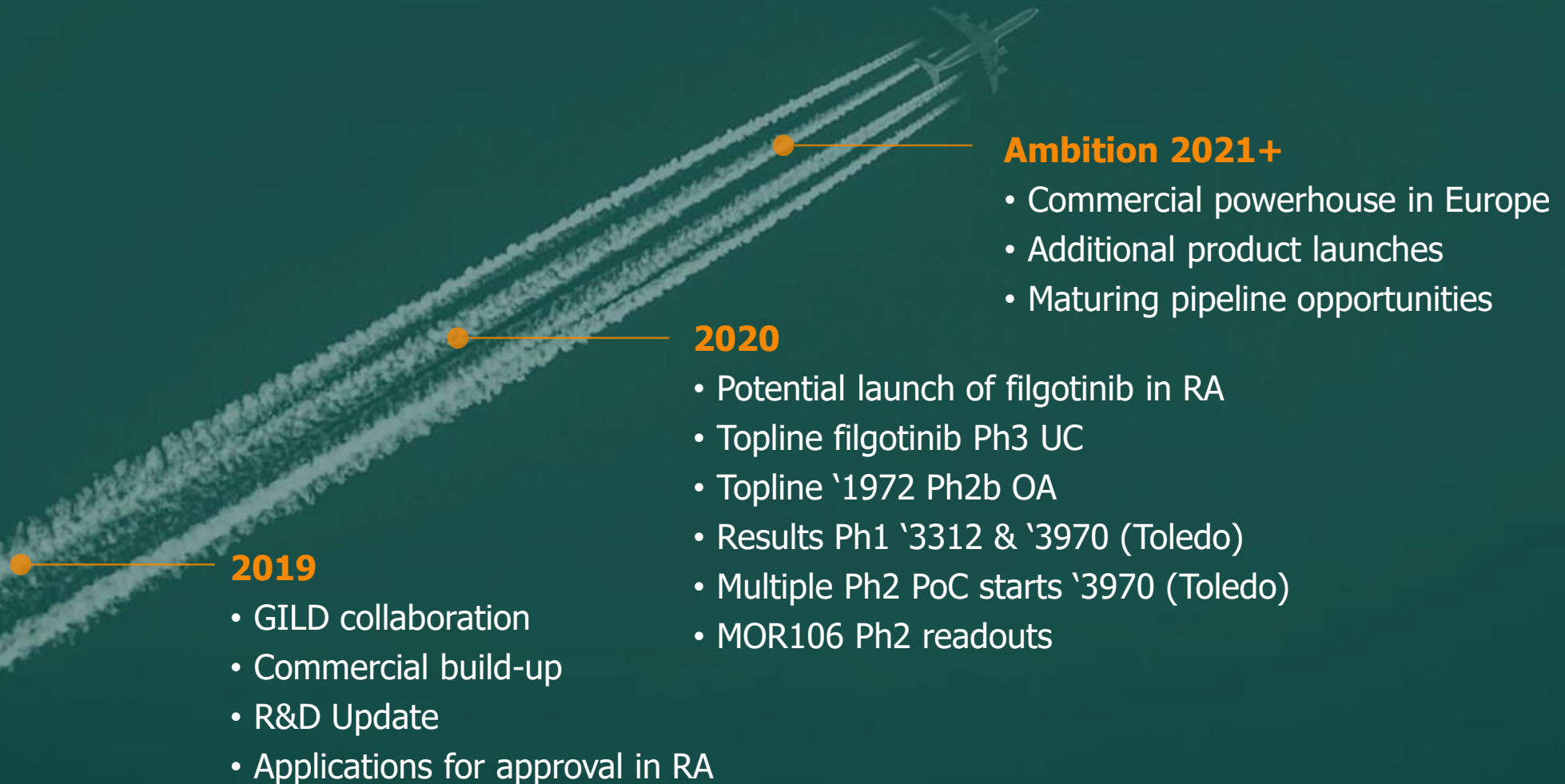


Impact Gilead collaboration Q3 2019

P&L line item	Gilead collaboration	Included items
Revenues & other income	€596.4M	`1690: €667M filgotinib: -€94M platform: €24M
Operating expenses	-€29.0M	`1690 cost share: €4M filgotinib cost share: -€10M bonuses: -€20M fees: -€3M
Financial result	-€160.3M	derivative accounting: -€142M Fx and other: -€18M
Income taxes	€16.9M	deferred tax asset: €17M
Net result	€424.0M	



Bringing our innovation to patients





Q3 2019 results

Operational highlights

Onno van de Stolpe, CEO

Financials & outlook

Bart Filius, COO & CFO

Q&A

Onno, Bart

Walid Abi-Saab, CMO

Piet Wigerinck, CSO

Galápagos

